



## Coronavirus Disease 2019 (COVID-19)

*Updated December 9, 2020*

This updated web page corrects COVID-19 data posted earlier today.

Mississippi Coronavirus Hotline (7 days a week, 7 a.m.-7 p.m.): **877-978-6453**

**Advisory from the State Health Officer on social gatherings:** Due to rapidly rising COVID-19 cases, all residents of Mississippi should avoid any social gathering that includes individuals outside of the immediate family or household. MSDH recommends that Mississippians only participate in work, school or other absolutely essential activities, and avoid gatherings such as social events, sporting events, in-person church services, and weddings and funerals unless they involve only close family (preferably outdoors).

---

## General Information

- ▶ [Counties with mask mandates and gathering restrictions](#)
- ▶ [COVID-19 vaccination plan and provider enrollment](#)
- ▶ [COVID-19 overview, questions and answers, and other resources](#)
- ▶ [COVID-19 and You: Video Q & A with State Health Officer Dr. Thomas Dobbs](#)
- ▶ [ASL, Spanish and Vietnamese materials](#)

## Healthcare Professionals

Guidance and more →

- ▶ [Healthcare guidance](#)
- ▶ [Electronic reporting](#)
- ▶ [Vaccine providers](#)
- ▶ [Specimens](#)
- ▶ [Lab dropoff](#)
- ▶ [MS-HAN Alerts](#)

### [ALL HEALTHCARE](#)

## Current Cases and Statistics

County and state data →

- ▶ [Today's update](#)
- ▶ [County data reports](#)
- ▶ [State data charts](#)
- ▶ [Hospitalizations](#)
- ▶ [Schools and LTC facilities](#)
- ▶ [Lab testing](#)

### [ALL STATISTICS](#)

## Prevention, Testing and Guidance

Personal and community →

- ▶ [Getting tested](#)
- ▶ [Personal protection](#)
- ▶ [Gatherings and events](#)
- ▶ [Business and community](#)
- ▶ [School guidelines](#)
- ▶ [State agencies](#)

### [ALL GUIDANCE](#)

**Home isolation is mandatory if you have tested positive for COVID-19** by [order of the State Health Officer](#). (If you are awaiting results of routine testing *not* related to exposure, you may [return to work](#) and follow the safety guidance of your employer.)

**Quarantine is mandatory for household members** of someone who has COVID-19. Home quarantine permits working under certain circumstances.

[More about isolation and quarantine »](#)

## COVID-19 in Mississippi

### New Cases and Deaths as of December 8

#### NEW CASES

**2,746**

New COVID-19 positive test results reported to MSDH as of 6 p.m. yesterday.

#### NEW DEATHS

**24**

New COVID-19 related deaths reported to MSDH as of 6 p.m. yesterday. Twenty-four deaths occurred between December 4 and December 8 in the counties below.

County	Total
Amite	1
Benton	1
Grenada	1
Hinds	3
Humphreys	1
Itawamba	1
Lafayette	1
Lauderdale	1
Lincoln	2
Madison	4
Neshoba	1
Newton	1
Sunflower	1
Tippah	3
Union	1
Winston	1

#### LTC OUTBREAKS

Current outbreaks in long-term care facilities only. (See [LTC facility outbreak definition](#).)

**About our case counts:** We currently update our case totals each day based on test results from the previous day. Outside laboratories also report positive test results to us, which are included in our totals. Multiple positive tests for the same individual are counted only once. County case numbers and deaths may change as investigation finds new or additional information.

## County COVID-19 Data

### Race and Ethnicity

- ▶ [Total COVID-19 cases and deaths by county, race and ethnicity](#) PDF  
Current and past data tables, updated daily

### Data Snapshots for Individual Counties

- ▶ [Weekly COVID-19 snapshots for each Mississippi county](#)

### High Cases and Incidence

- ▶ [Map of Mississippi counties by 7-day incidence](#)
- ▶ [Table of counties ranked by weekly cases and incidence](#)

### Cumulative Cases and Deaths by County

Totals of all reported COVID-19 cases for 2020, including those in long-term care (LTC) facilities.

**The numbers in this table are provisional.** County case numbers and deaths may change as investigation finds new or additional information. The data provided below is the most current available.

County	Total Cases	Total Deaths	Total LTC Facility Cases	Total LTC Facility Deaths
<a href="#">Adams</a>	1550	52	70	14
<a href="#">Alcorn</a>	1693	31	93	14
<a href="#">Amite</a>	675	16	18	3
<a href="#">Attala</a>	1338	37	134	24
<a href="#">Benton</a>	540	19	44	10
<a href="#">Bolivar</a>	2703	89	224	30
<a href="#">Calhoun</a>	873	14	25	4
<b>Total</b>	<b>170,672</b>	<b>4,041</b>	<b>8,141</b>	<b>1,505</b>

County	Total Cases	Total Deaths	Total LTC Facility Cases	Total LTC Facility Deaths
Carroll	819	15	46	9
Chickasaw	1222	33	48	14
Choctaw	401	7	1	0
Claiborne	601	16	43	9
Clarke	1008	55	93	27
Clay	1023	27	20	3
Coahoma	1672	46	127	11
Copiah	1845	42	72	9
Covington	1480	51	94	23
De Soto	11375	110	103	20
Forrest	4257	90	187	41
Franklin	423	6	4	1
George	1443	27	47	6
Greene	809	23	48	6
Grenada	1558	49	135	23
Hancock	1410	45	68	12
Harrison	8140	117	392	38
Hinds	11193	213	552	85
Holmes	1422	61	103	20
Humphreys	596	21	33	8
Issaquena	131	4	0	0
Itawamba	1765	42	100	18
Jackson	7123	137	206	21
Jasper	970	24	1	0
Jefferson	398	12	15	3
Jefferson Davis	629	18	8	1
Jones	4103	90	194	38
Kemper	569	19	41	9
Lafayette	3573	61*	152	36
Lamar	3277	50	44	12
Lauderdale	4008	152	345	81
Lawrence	788	14	27	2
<b>Total</b>	<b>170,672</b>	<b>4,041</b>	<b>8,141</b>	<b>1,505</b>

County	Total Cases	Total Deaths	Total LTC Facility Cases	Total LTC Facility Deaths
Leake	1521	45	45	7
Lee	5925	99	202	39
Leflore	2248	94	196	48
Lincoln	2132	71	166	36
Lowndes	2944	70	129	37
Madison	5532	118	298	57
Marion	1358	50	124	19
Marshall	2410	53	59	15
Monroe	2325	78	176	52
Montgomery	849	27	54	9
Neshoba	2472	126	175	50
Newton	1242	30	55	10
Noxubee	779	17	21	4
Oktibbeha	2724	64	201	31
Panola	2576	57	73	11
Pearl River	1827	72	127	25
Perry	721	27	20	7
Pike	1795	61	98	27
Pontotoc	2386	32	20	3
Prentiss	1667	36	93	12
Quitman	529	7	0	0
Rankin	6785	117	267	33
Scott	1749	30	32	3
Sharkey	342	17	43	8
Simpson	1625	54	142	19
Smith	818	16	55	8
Stone	911	15	61	9
Sunflower	2042	57	84	15
Tallahatchie	1047	28	33	7
Tate	1970	51	72	18
Tippah	1455	33	62	4
Tishomingo	1233	47	96	26
Tunica	653	19	15	2
<b>Total</b>	<b>170,672</b>	<b>4,041</b>	<b>8,141</b>	<b>1,505</b>

County	Total Cases	Total Deaths	Total LTC Facility Cases	Total LTC Facility Deaths
Union	2009	27	50	11
Walthall	841	31	67	13
Warren	2004	60	146	27
Washington	3523	108	187	39
Wayne	1352	24	61	10
Webster	526	14	52	11
Wilkinson	461	22	20	5
Winston	1440	31	88	17
Yalobusha	807	29	81	21
Yazoo	1714	42	138	15
<b>Total</b>	<b>170,672</b>	<b>4,041</b>	<b>8,141</b>	<b>1,505</b>

\* **Note:** One death previously reported in Lafayette County was not from COVID-19, and has been removed.

## Case Classifications

Mississippi investigates and reports both probable and confirmed cases and deaths according to the [CSTE case definition](#).

	Confirmed	Probable	Total
Cases	129,836	40,836	<b>170,672</b>
Deaths	3,452	589	<b>4,041</b>

Confirmed cases and deaths are generally determined by positive PCR tests, which detect the presence of ongoing coronavirus infection.

Probable cases are those who test positive by other testing methods such as antibody or antigen, and have recent symptoms consistent with COVID-19, indicating a recent infection.

Probable deaths are those individuals with a designation of COVID-19 as a cause of death on the death certificate, but where no confirmatory testing was performed.

## Deaths from COVID-19 and Other Causes

This table of death counts compares COVID-19 deaths in Mississippi by week with deaths from other major causes, including contributing and underlying causes.

► [Mississippi Provisional Death Counts by Week](#)

Updated weekly

## K-12 School Report

Mississippi K-12 schools make weekly reports of cases among students, teachers and staff, number of outbreaks, and teachers and students under quarantine as a result of COVID-19 exposure. An outbreak in a school setting is defined as 3 or more individuals diagnosed with COVID-19 in the same group within a 14-day period.

*Note:* These cases have been directly reported to MSDH by each school, and may not yet have appeared in our state and county totals of cases reported by laboratories.

- ▶ [K-12 reports of COVID-19 school cases, outbreaks and exposure](#)  
Updated weekly

## Long-Term Care Facility Cases and Outbreaks

Long-term care (LTC) facilities like nursing homes are considered high risk locations because their residents are older or in poor health. A single confirmed COVID-19 infection in an LTC facility resident, or more than one infection in employees or staff in a 14-day period constitutes an outbreak. Residential care facilities also represent group living facilities where COVID-19 can be easily spread. We investigate residents, staff and close contacts of infected individuals for possible exposure.

**These outbreak figures are reported directly to MSDH by the facility.** Many of the cases and deaths reported by facilities may not yet be included in our totals of lab-reported cases.

- ▶ [Mississippi COVID-19 cases and deaths in long-term care facilities](#) PDF  
Long-term care facilities include nursing homes, personal care homes, assisted living homes, and intermediate care facilities for individuals with intellectual disability (ICF-IID)
- ▶ [Mississippi COVID-19 cases and deaths in residential care facilities](#) PDF  
Residential care facilities include psychiatric or chemical dependency residential treatment centers and long-term acute care facilities.

## Ongoing Outbreaks in Nursing Homes

Data such as illness in residents and staff, deaths in residents, as well as a number of other data elements are now publicly available on the website of the Centers for Medicare and Medicaid (CMS). MSDH is providing the following links to view this data, which is reported directly by nursing homes and is updated daily.

**Note:** Cases and deaths listed on the CMS website may not have appeared yet in our county totals, which are based on reports from testing laboratories.

- ▶ [Search for nursing home COVID-19 data](#)
- ▶ [About the CMS COVID-19 dataset](#)
- ▶ [CMS state and national COVID-19 nursing home data](#)

---

## Mississippi COVID-19 Data Charts and Maps

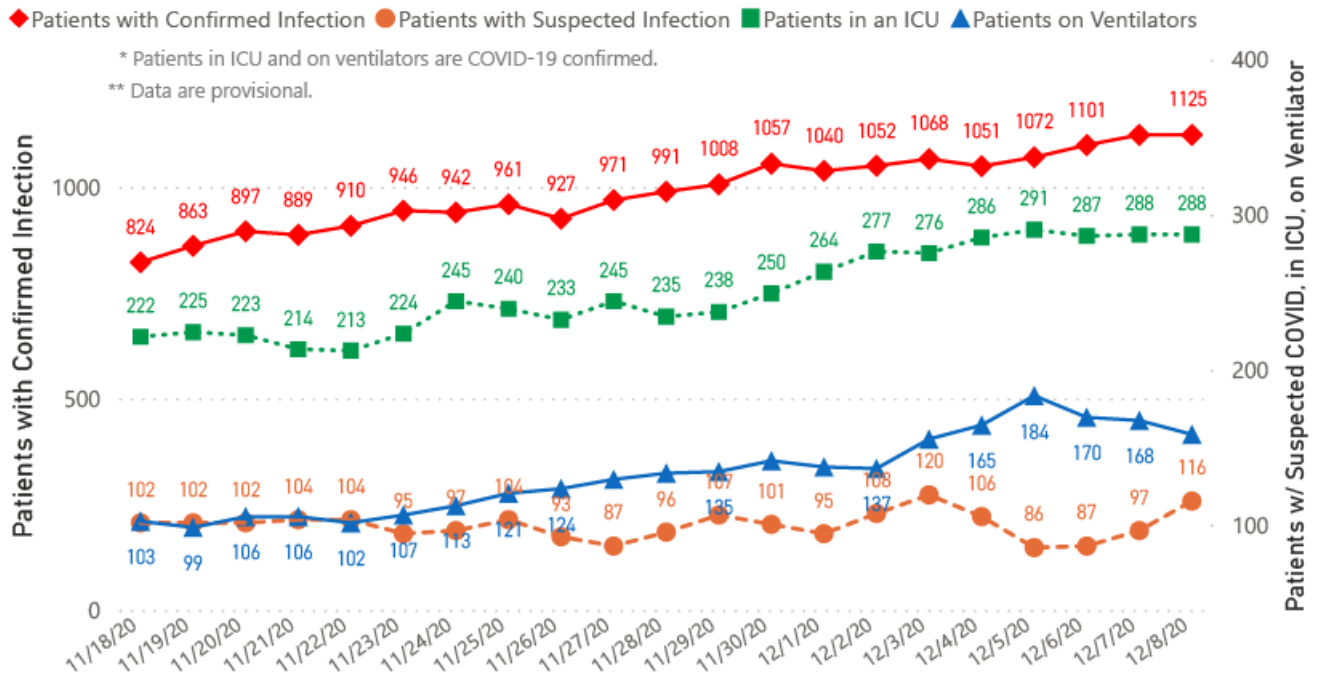
All data reports below are updated as they become available.

## Hospitalizations and Bed Availability

- ▶ [View interactive hospitalization charts](#)



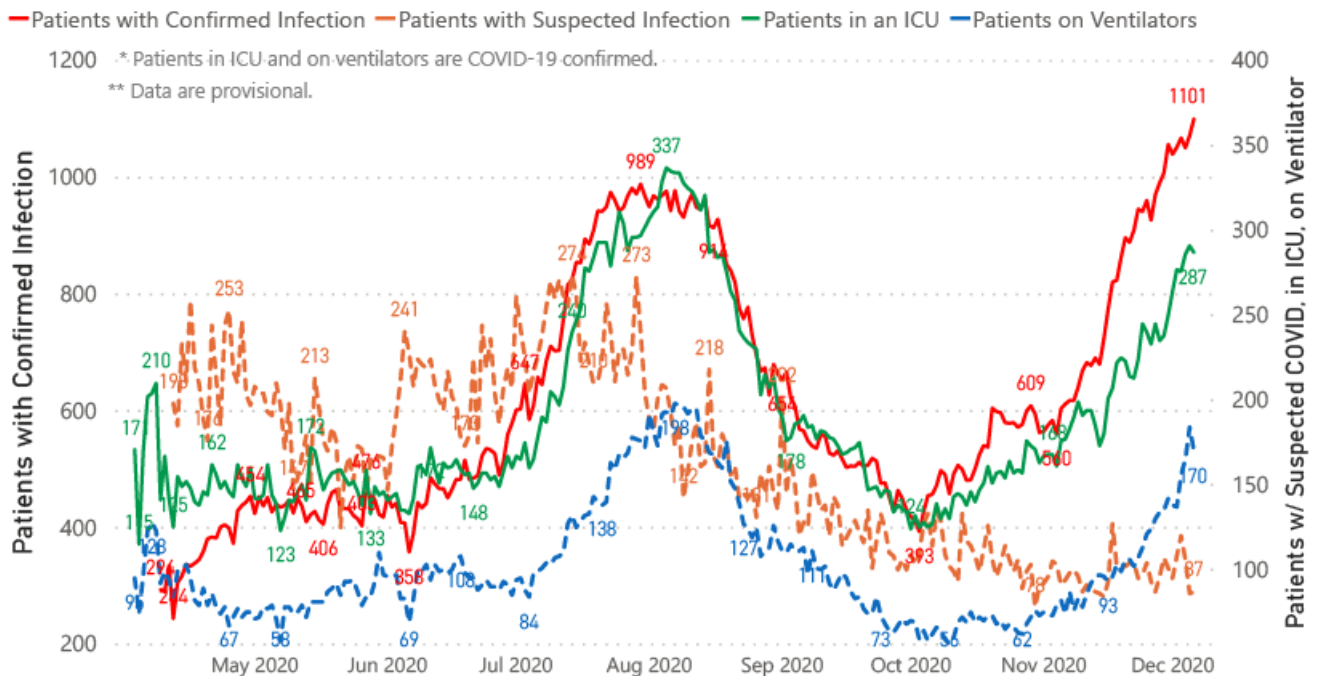
## COVID-19 Hospitalizations Reported by MS Hospitals, 11/18/20-12/8/20 \*,\*\*



### Hospitalization and ICU Use to Date

Updated weekly

## COVID-19 Hospitalizations Trends, Reported by MS Hospitals as of 12/6/20 \*,\*\*



### Daily Case Maps

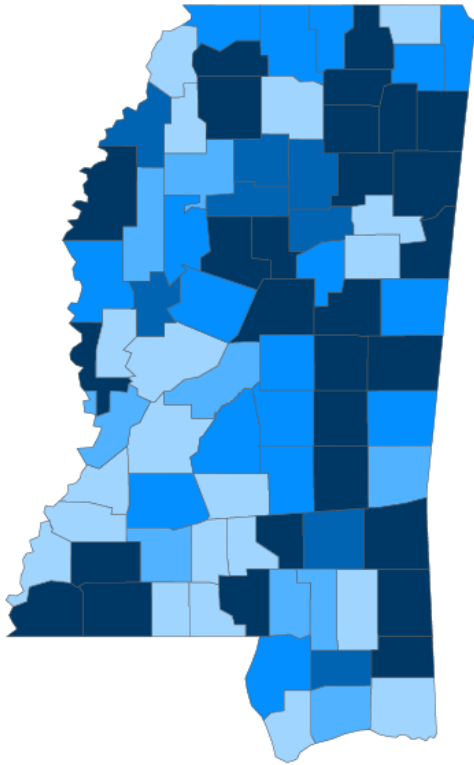
▶ [View all interactive maps](#)

## Recent COVID-19 Activity

The chart below shows counties according to COVID-19 incidence (cases by population) over the last 7 days.

▶ [See also: Weekly county incidence tables](#)

### Mississippi COVID-19 Cases Incidence Rate \* as of December 8, 2020



7 Day Average  
New Cases

**1,972.0**

7 Day Average  
Incidence Rate \*

**72.9**

Cumulative Cases

**170,672**

2019 Estimated Population

**2,976,149**

County	Incidence Rate	New Cases (7-Day Avg)	2019 Est. Population	Mask Mandate Status	Mask Mandate Started	Mask Mandate Ended
Greene	194.5	26.4	13,586	None		
Union	138.8	40.0	28,815	Active	11/24/20	
Covington	138.0	25.7	18,636	Active	11/11/20	
Pontotoc	135.4	43.6	32,174	Active	11/16/20	
Kemper	130.5	12.7	9,742	None		
Winston	121.7	21.9	17,955	Active	11/16/20	
Amite	115.0	14.1	12,297	None		
Franklin	111.1	8.6	7,713	None		
Issaquena	107.7	1.4	1,327	None		
Bolivar	104.0	31.9	30,628	Active	11/24/20	

● <50.0 ● 50.0 to 60.0 ● 60.0 to 70.0 ● 70.0 to 80.0 ● >80.0

\* Based on average daily new cases of past 7 days per 100,000 population.

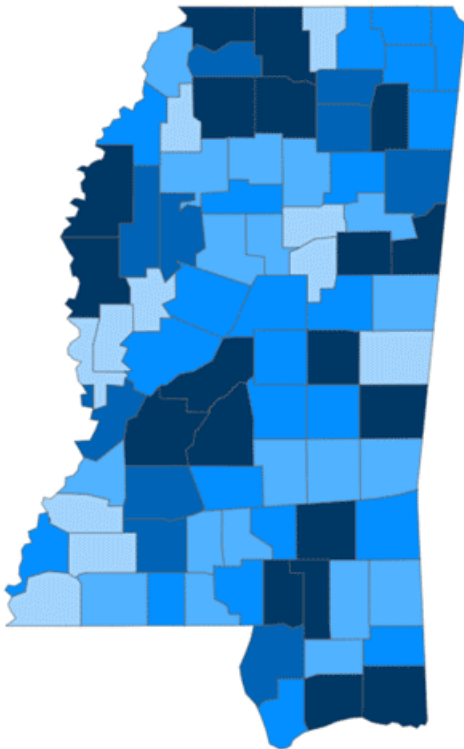
## Cumulative COVID-19 Cases

Total cases and deaths by county since the start of the pandemic.

▶ [See also: Weekly estimate of recoveries](#)

Mississippi COVID-19  
Cases and Deaths by Race with Ethnicity  
as of 6 pm CT, December 8, 2020

Total Cases  
**170,672**



	American Indian or Alaska Native	Asian	Black	White	Other	Unknown
Non Hispanic	716	508	48,896	58,644	1,796	936
Hispanic	28	19	223	1,262	2,323	256
Unknown Ethnicity	818	150	11,159	15,053	5,545	22,340

Total Deaths  
**4,041**

	American Indian or Alaska Native	Asian	Black	White	Other	Unknown
Non Hispanic	70	5	1,538	1,696	21	6
Hispanic	1	0	7	23	16	1
Unknown Ethnicity	21	6	208	293	33	96

● 1 to 600 ● 601 to 1200 ● 1201 to 1800 ● 1801 to 2400 ● >2400

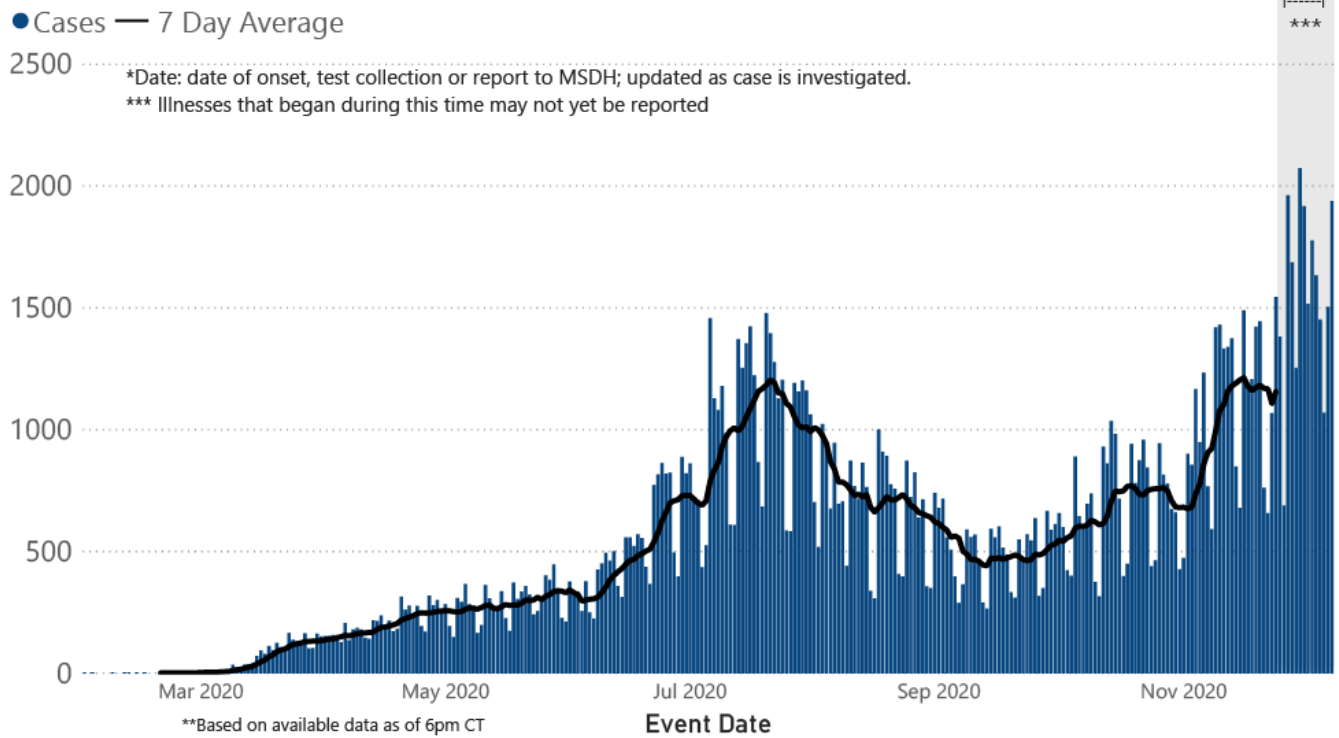
### Daily Statewide Data Charts

Our state case map and other data charts are also available in interactive form.

▶ [View interactive epidemiological and surveillance charts](#)

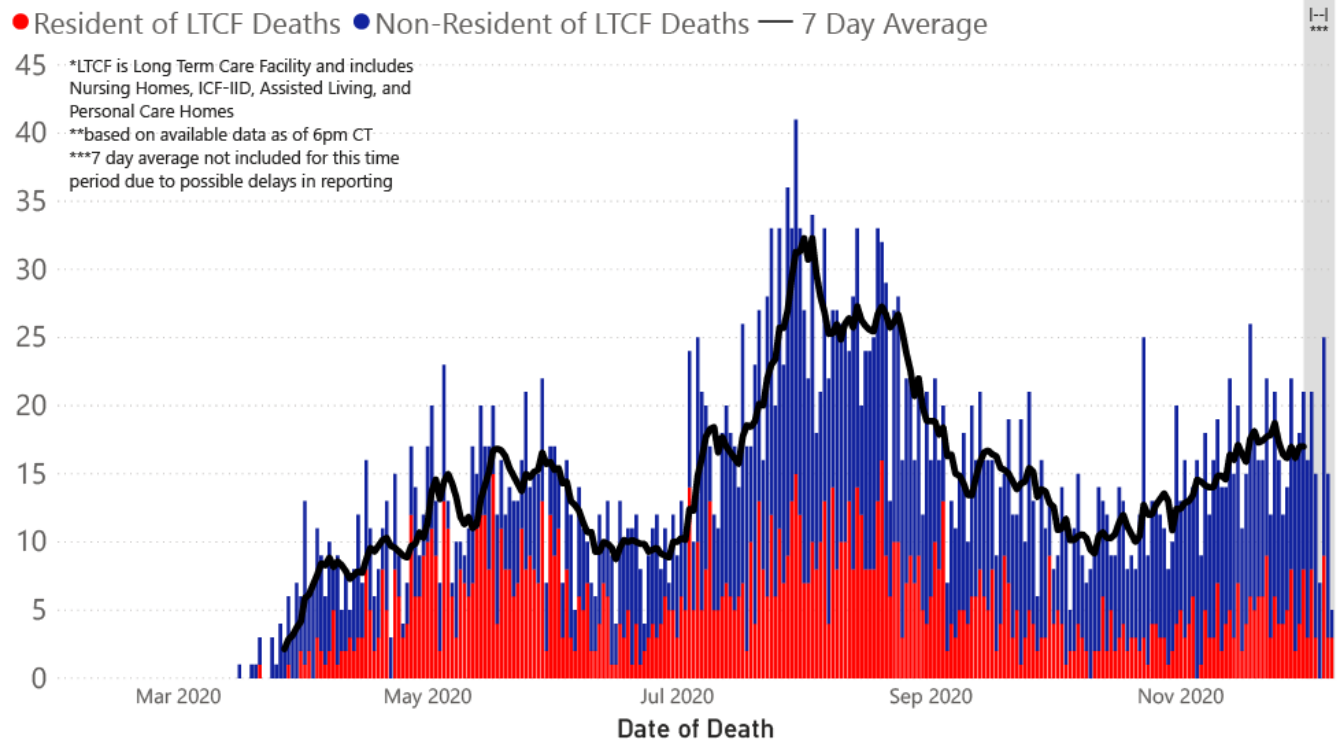
The charts below are based on available data at the time of publication. Charts do **not** include cases where insufficient details of the case are known.

## COVID-19 Cases by Date\* through December 8, 2020\*\*, Mississippi



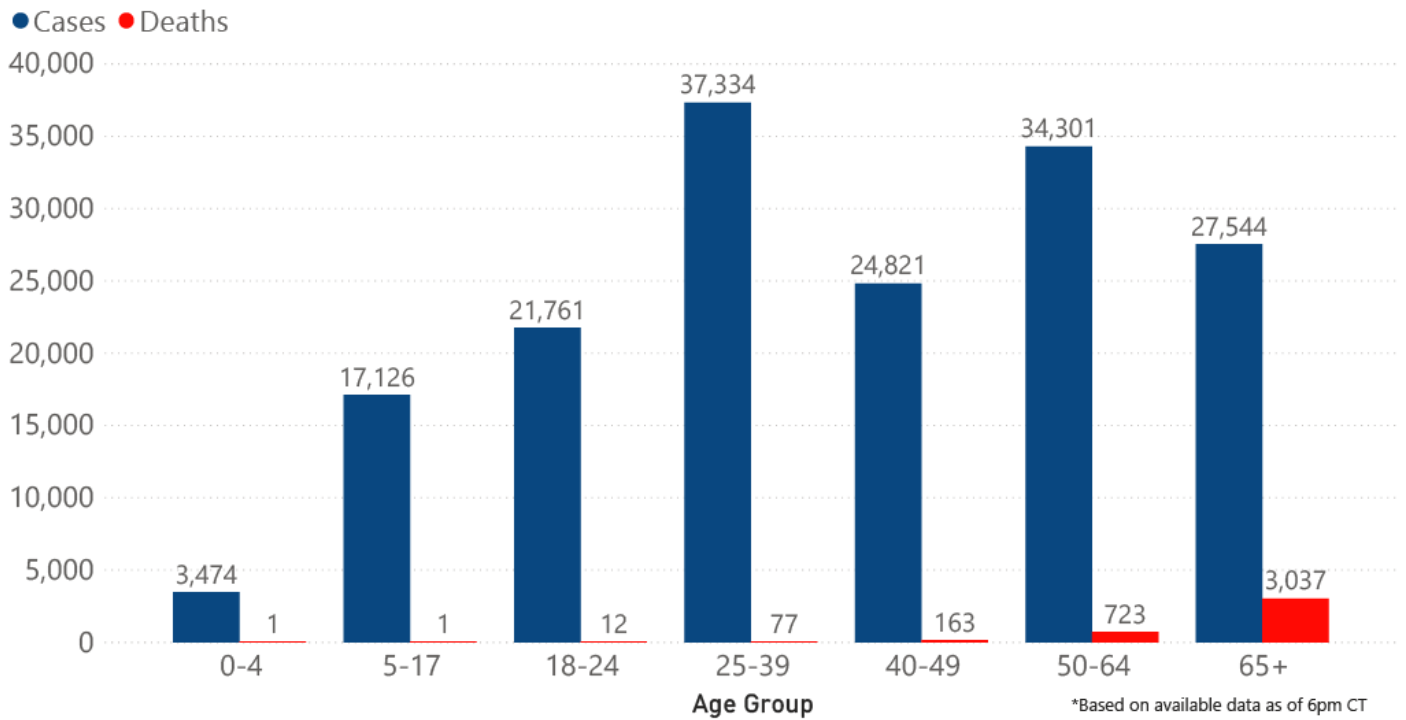
**Note:** Values up to two weeks in the past on the chart of Cases by Date above can change as we update it with new information from disease investigation.

## COVID-19 LTCF\* and Non-LTCF Deaths by Date of Death through December 8, 2020\*\*, Mississippi

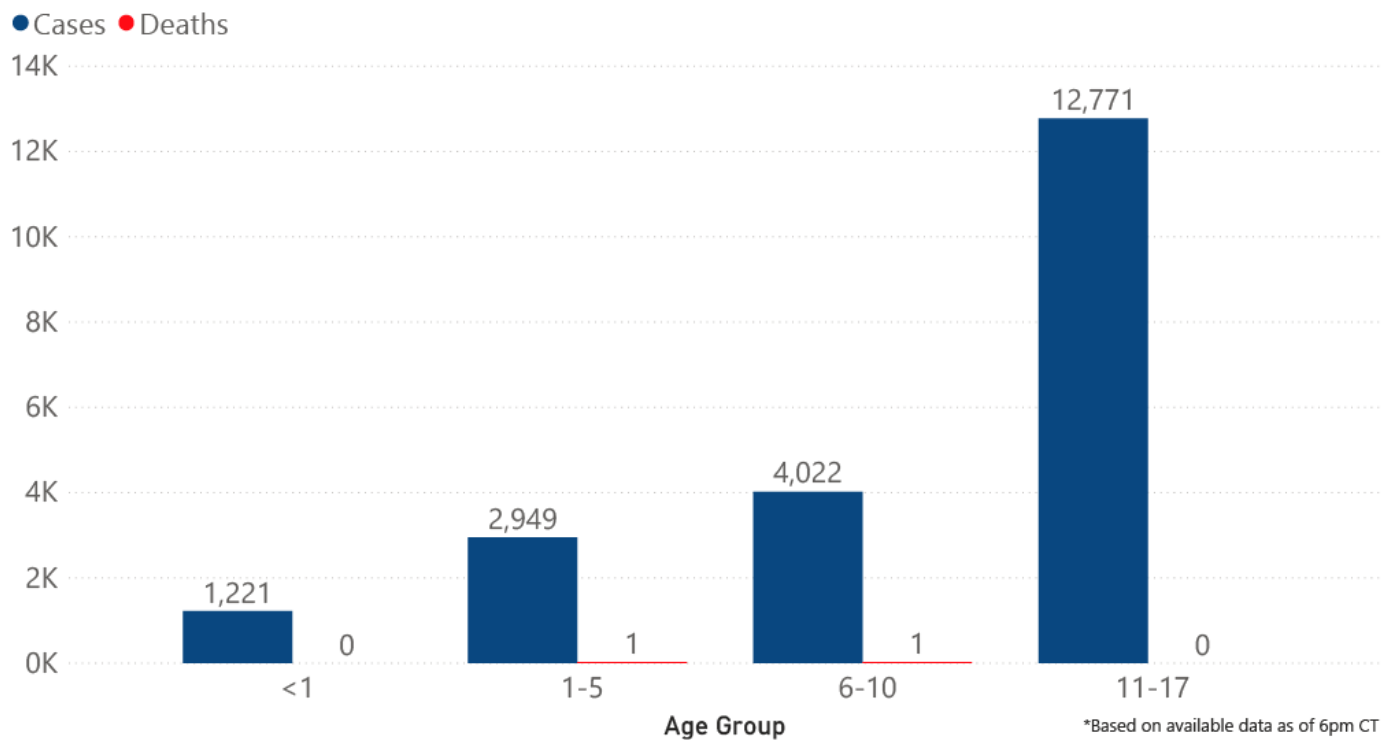


*Note: Age group chart revised at 4:00 PM*

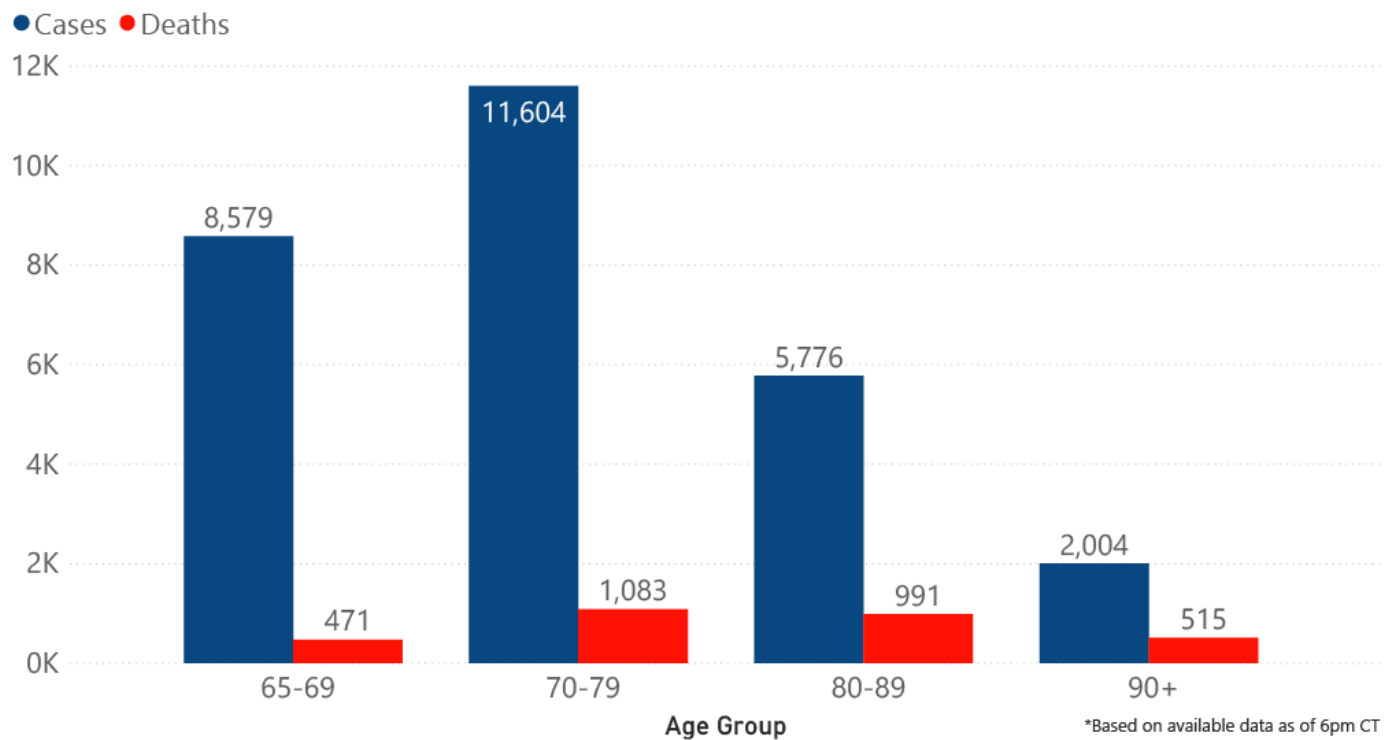
## COVID-19 Cases and Deaths by Age Group through December 8, 2020\*, Mississippi



## COVID-19 Pediatric Cases and Deaths by Age Group through December 8, 2020\*, Mississippi



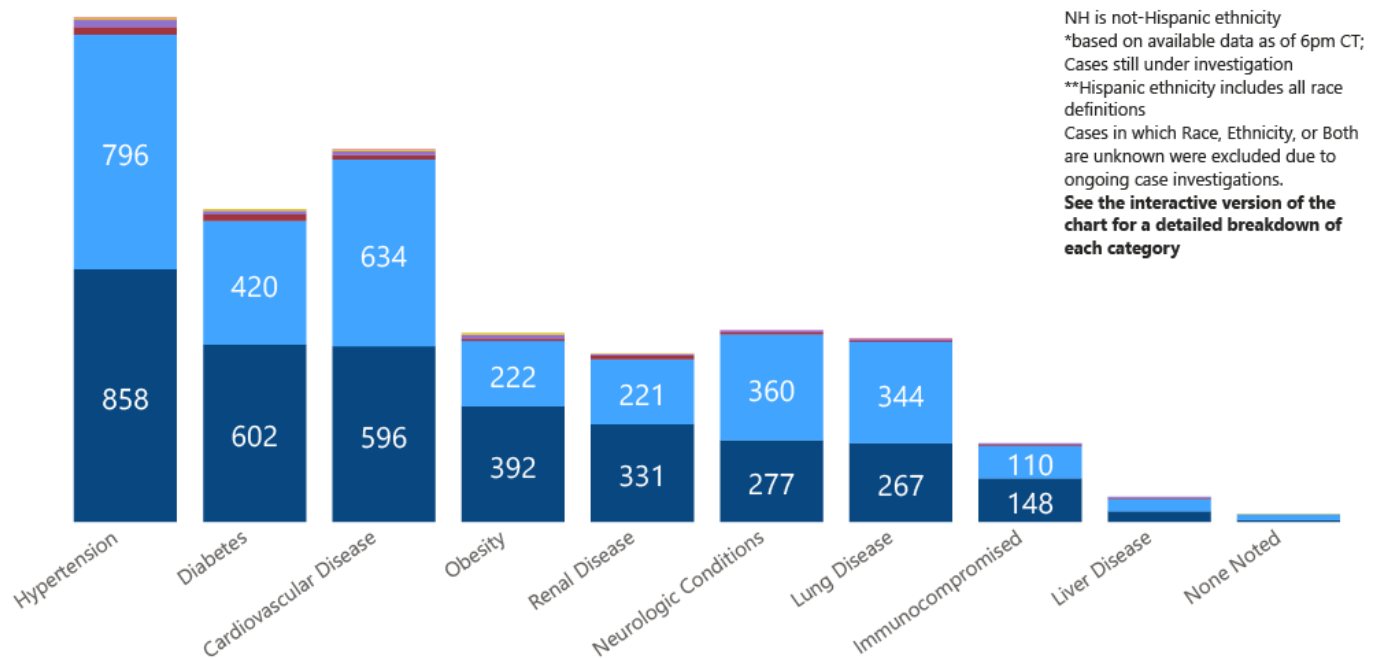
## COVID-19 Geriatric Cases and Deaths by Age Group through December 8, 2020\*, Mississippi



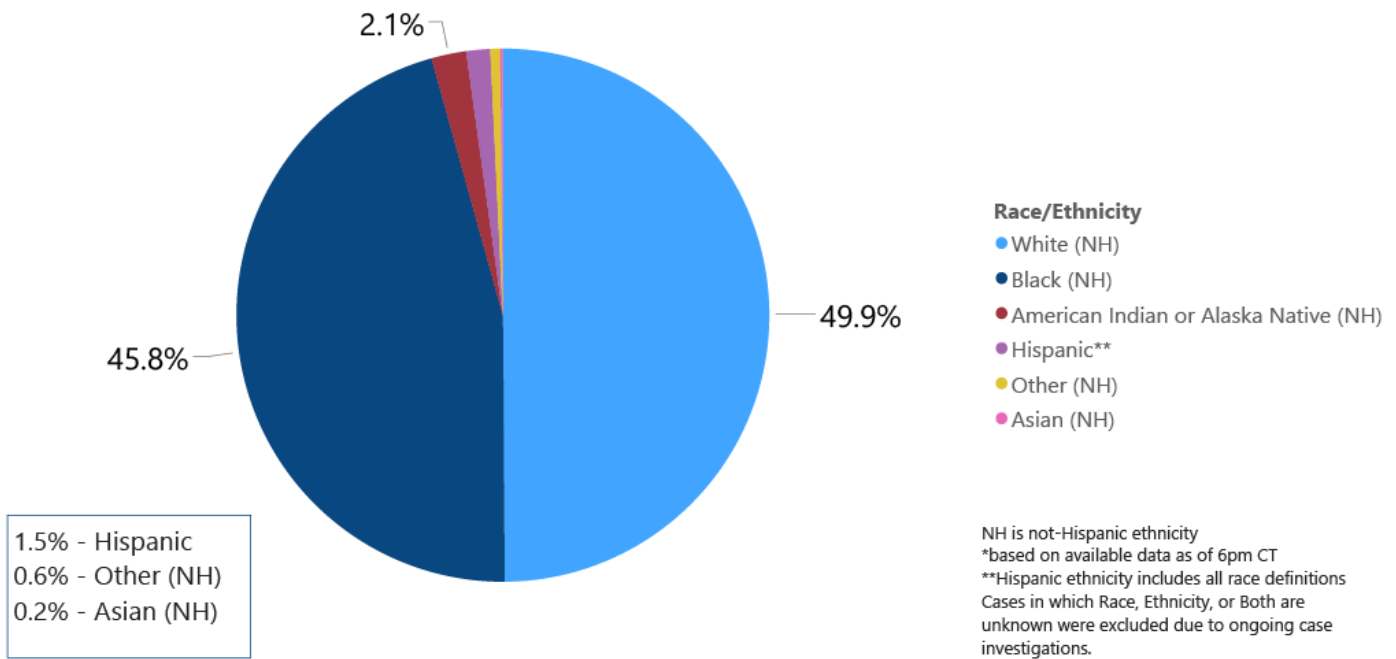
## Weekly Statewide Data Summaries

### COVID-19 Underlying Conditions in Deaths by Race/Ethnicity through December 6, 2020\*, Mississippi

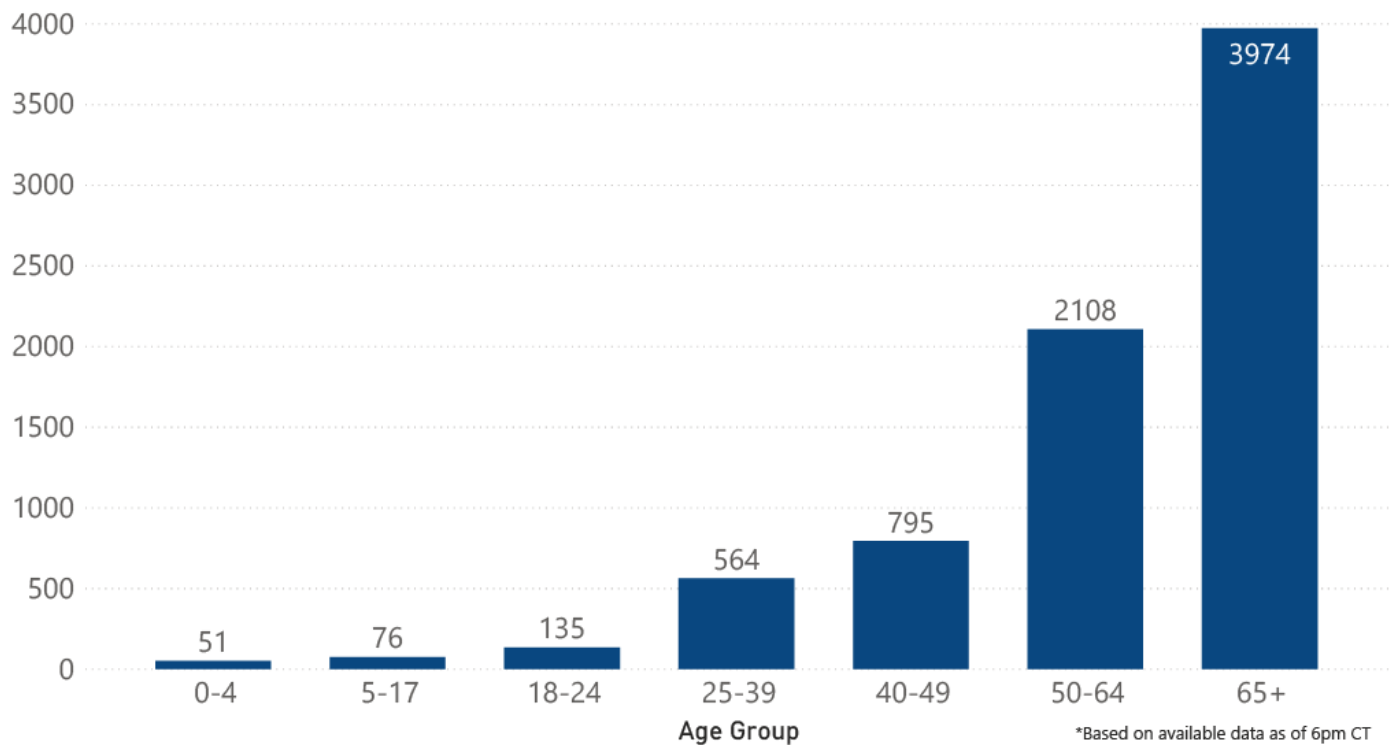
Race/Ethnicity ● Black (NH) ● White (NH) ● American Indian or Alaska Native (NH) ● Hispanic\*\* ● Other (NH) ● Asian (NH)



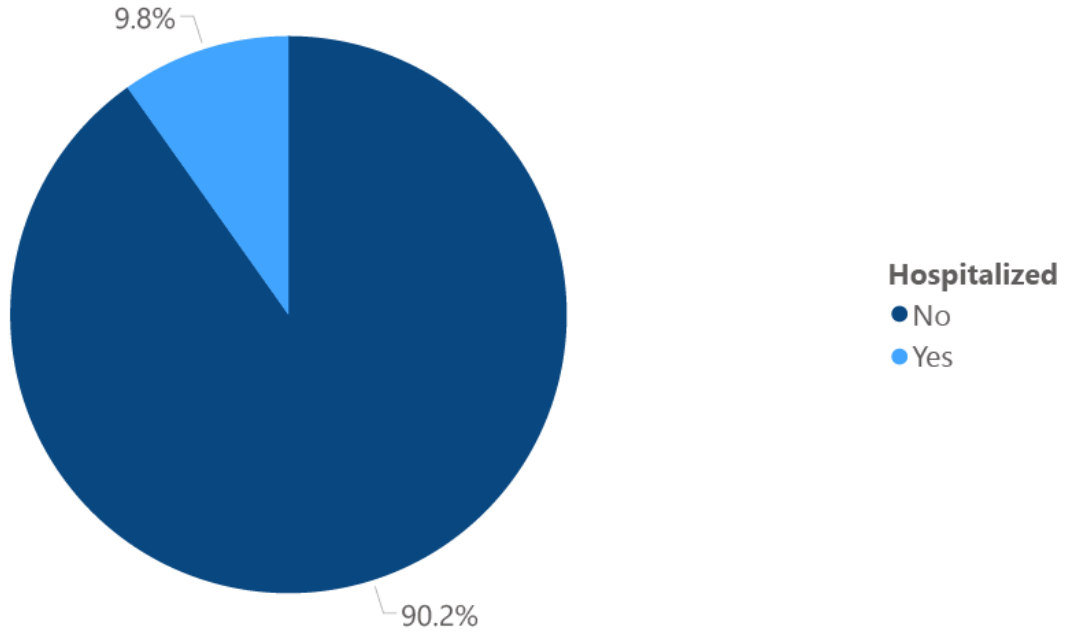
## COVID-19 Deaths by Race/Ethnicity through December 6, 2020\*, Mississippi



## COVID-19 Hospitalized Cases by Age through December 6, 2020\*, Mississippi



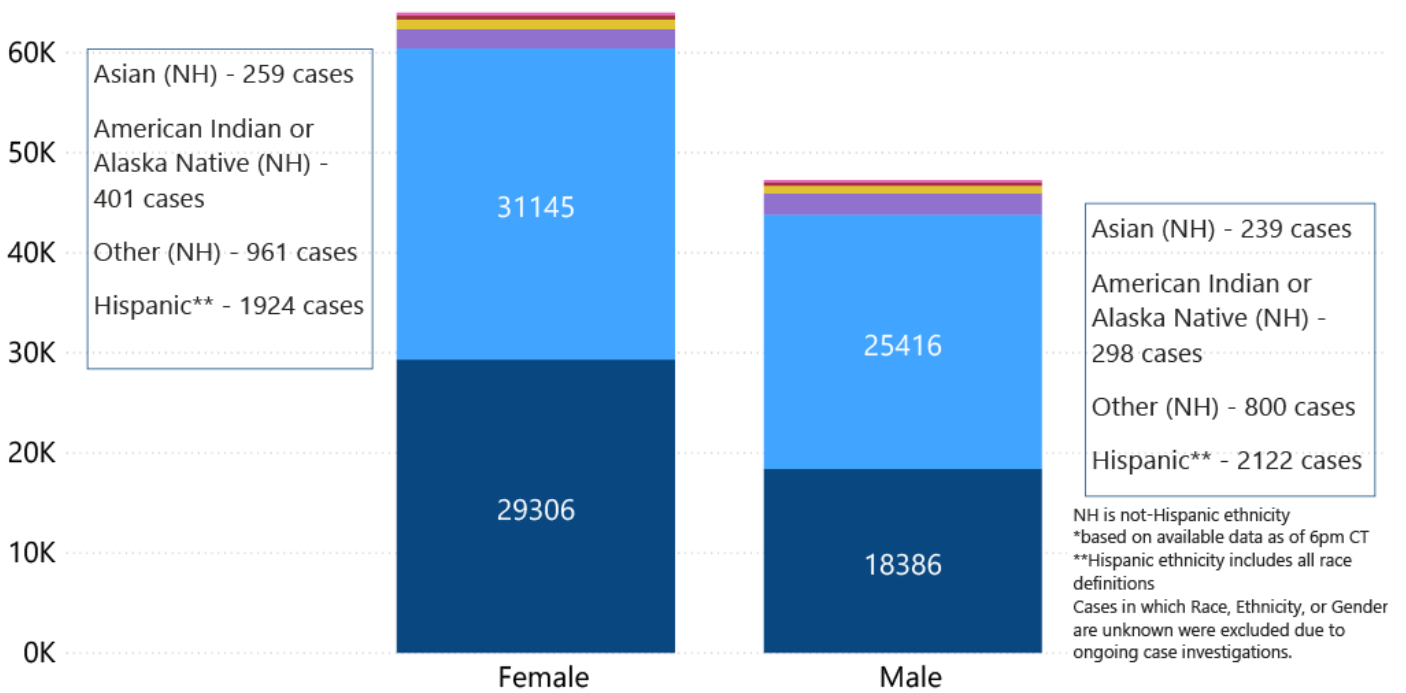
COVID-19 Cumulative Hospitalizations-Invstigated Cases December 6, 2020 \*



\* Cases in which hospitalization is unknown were excluded due to ongoing case investigations; based on available data as of 6 pm CT

COVID-19 Cases by Race/Ethnicity and Gender through December 6, 2020\*, Mississippi

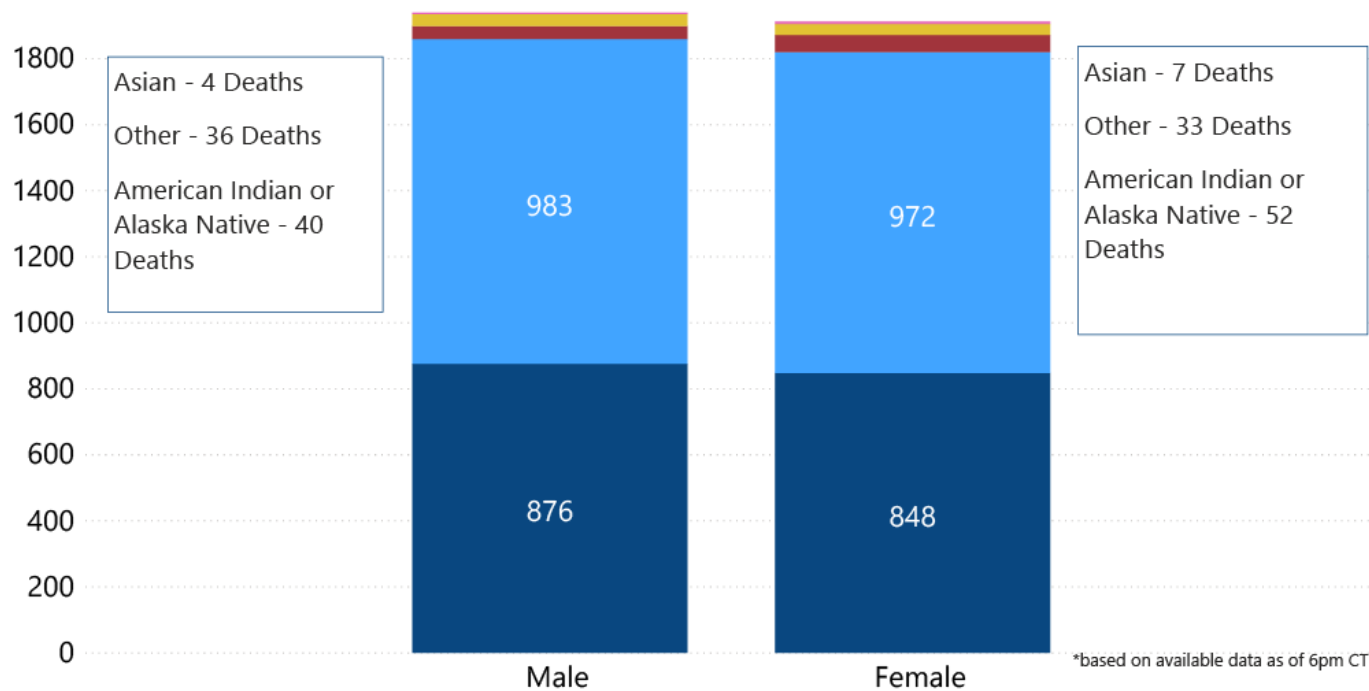
Race/Ethnicity ● Black (NH) ● White (NH) ● Hispanic\*\* ● Other (NH) ● American Indian or Alaska Native (NH) ● Asian (NH)



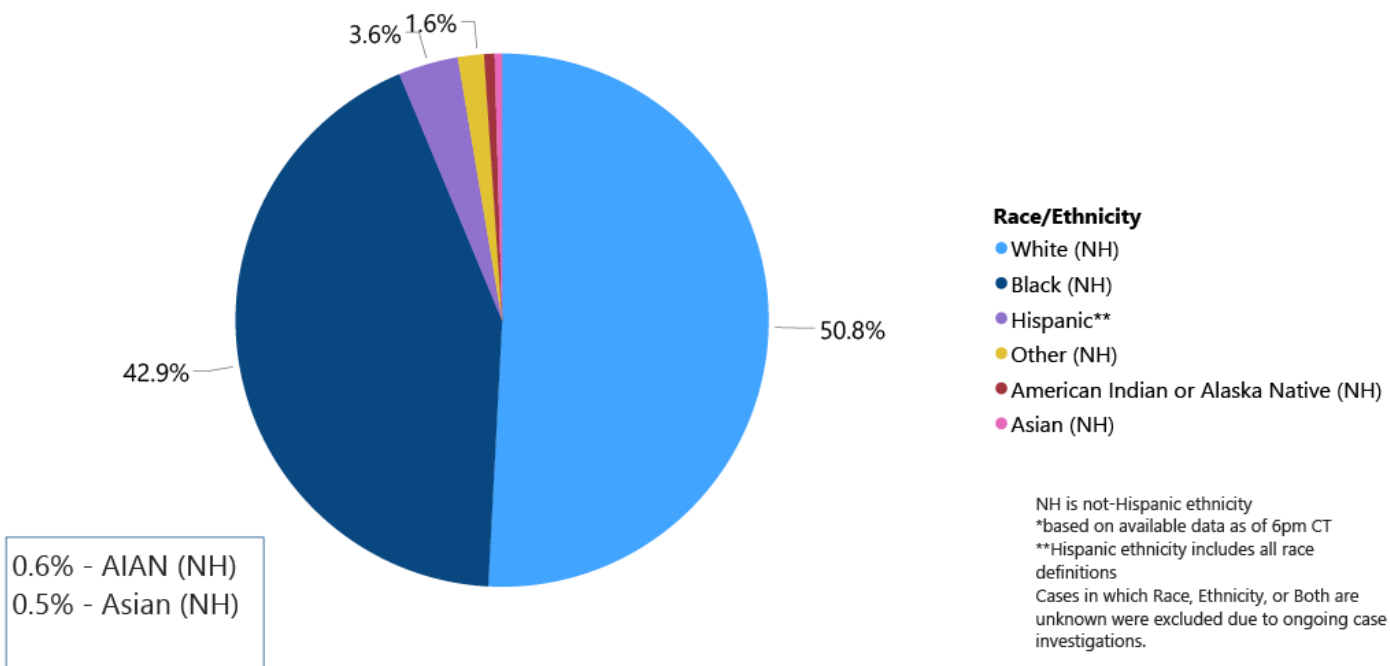


## COVID-19 Deaths by Race and Gender through December 6, 2020\*, Mississippi

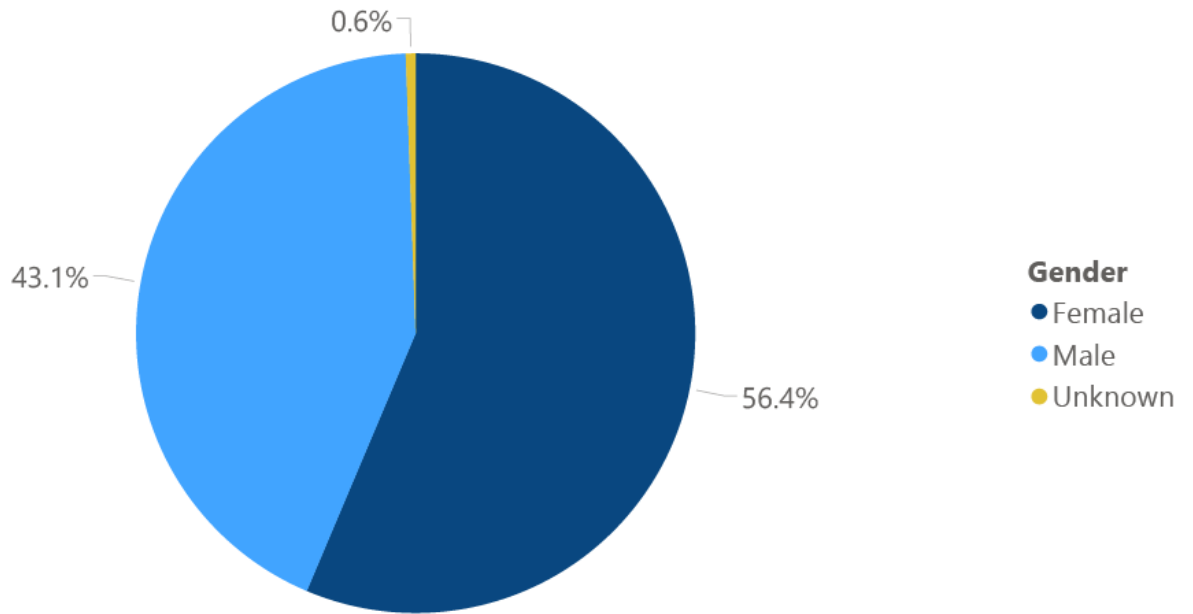
**Race** ● Black ● White ● American Indian or Alaska Native ● Other ● Asian



## COVID-19 Cases by Race/Ethnicity through December 6, 2020\*, Mississippi



## COVID-19 Cases by Gender through December 6, 2020\*, Mississippi



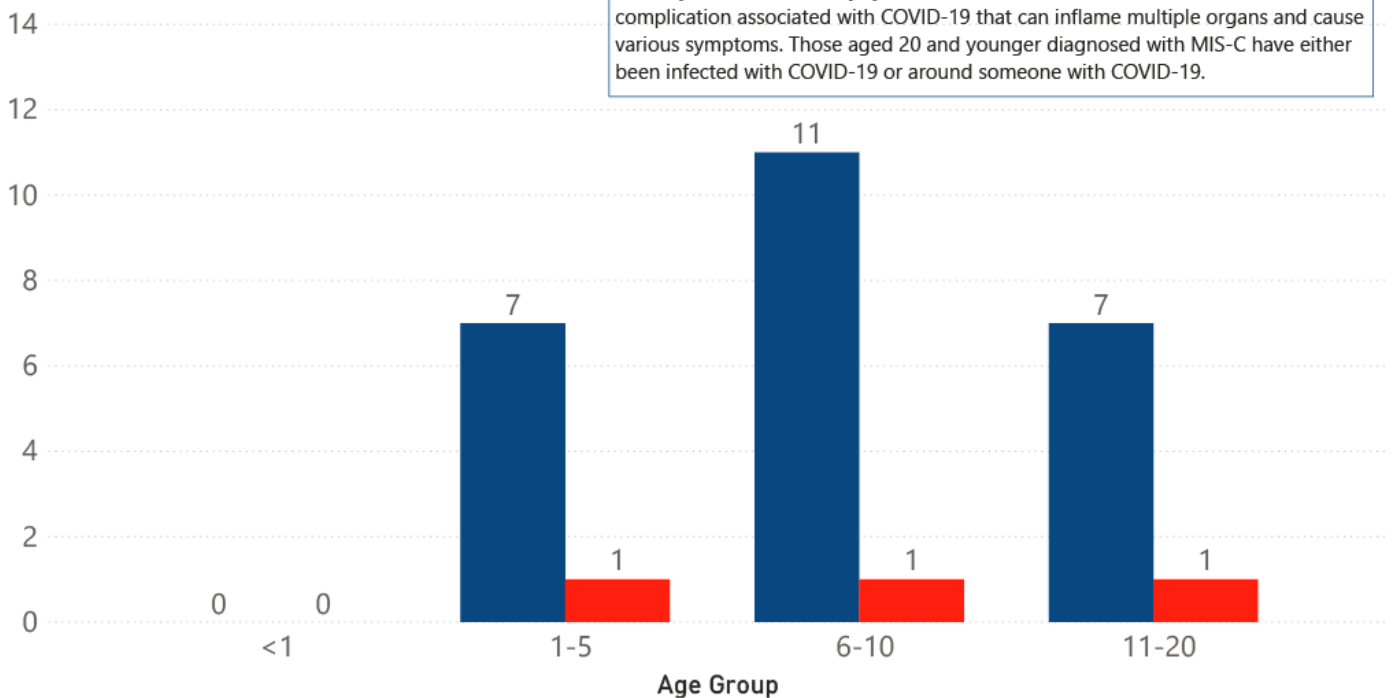
\*Based on available data as of 6pm CT

## Weekly Pediatric MIS-C Cases and Deaths

[Multisystem inflammatory syndrome in children \(MIS-C\)](#) is a rare but serious condition associated with COVID-19 that causes inflammation in many body parts, including the heart and other vital organs.

## MIS-C\* Cases and Deaths by Age Group through December 6, 2020, Mississippi

● MIS-C Cases ● MIS-C Deaths



\*Multisystem inflammatory syndrome in children (MIS-C): A rare but serious complication associated with COVID-19 that can inflame multiple organs and cause various symptoms. Those aged 20 and younger diagnosed with MIS-C have either been infected with COVID-19 or around someone with COVID-19.

## Weekly High Case and High Incidence Counties

Tracking counties with recent high numbers of COVID-19 cases, adjusted for population, provides insight on where local outbreaks are most serious, and where protective measures should be increased. For more accurate reporting, these weekly charts include sample collection dates only up to seven days in the past to allow for case investigation and delays in lab test reports.

Cases counts in these charts is based on the date of illness onset. If the date of illness is not known, the date the test sample was taken, or the date of test result reporting is used instead. Counts are adjusted as cases are investigated.

Counties are ranked by highest weekly case counts, and by weekly incidence (cases proportional to population). A separate table ranking all counties is also available. **All tables updated weekly.**

► [Full tables of counties ranked by weekly incidence and cases](#) PDF

### COVID-19 High Incidence MS Counties Over 2 Week Period (November 16-29, 2020\*)

County	Cases (November 16-29)	Cases per 100,000 (November 16-29)	Cases to Date (through November 29)	Cases per 100,000 Total	Percent Change
WINSTON	192	1069.3	1272	7084.4	18%
ATTALA	194	1067.5	1197	6586.3	19%
ISSAQUENA	13	979.7	121	9118.3	12%
CHOCTAW	78	950.1	357	4348.4	28%
LEE	807	944.6	5302	6205.8	18%
COVINGTON	176	944.4	1300	6975.7	16%
CARROLL	90	904.8	746	7499.7	14%
PANOLA	302	883.2	2315	6770.6	15%
TATE	244	861.6	1785	6302.7	16%
ITAWAMBA	195	833.7	1583	6767.8	14%
MONROE	288	817.0	2071	5874.8	16%
MONTGOMERY	79	808.2	764	7815.9	12%

\*based on available data as of 6pm CT  
 Cases based on test date. Cases without test date excluded due to ongoing investigations.  
 Table will be updated weekly. A one week lag is used for reporting.

## COVID-19 High Case MS Counties Over 2 Week Period (November 16-29, 2020\*)

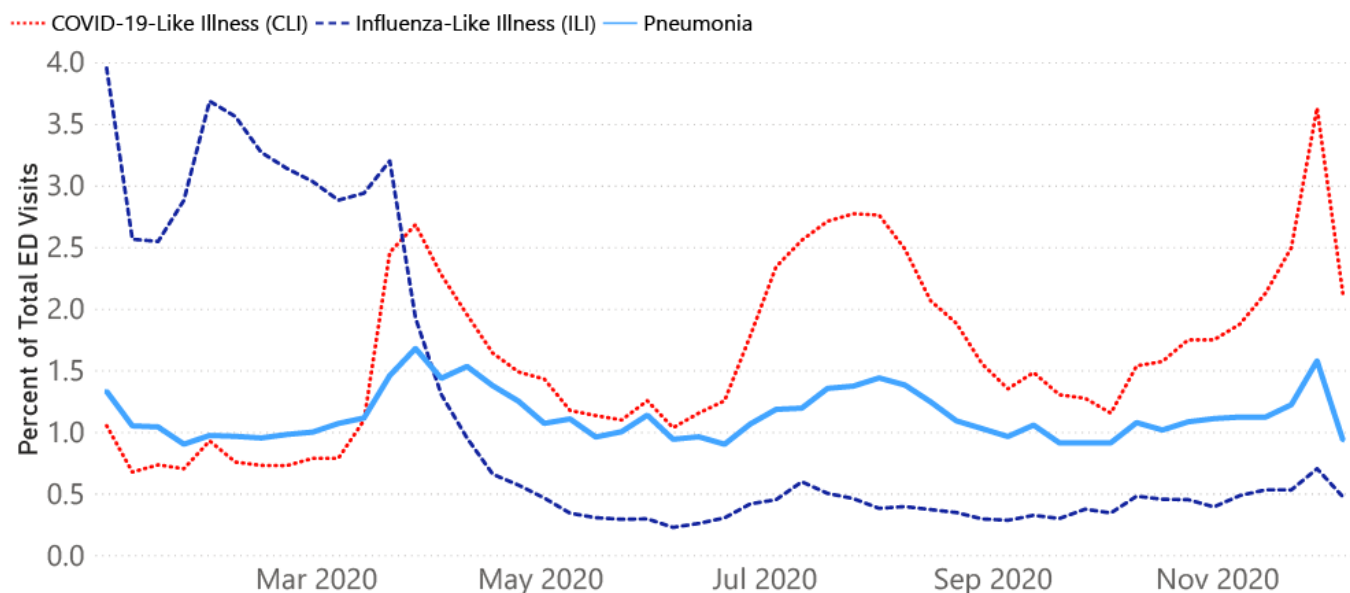
County	Cases (November 16-29)	Cases per 100,000 (November 16-29)	Cases to Date (through November 29)	Cases per 100,000 Total	Percent Change
DESOTO	1280	692.1	10416	5631.9	14%
HINDS	1125	485.2	10333	4457.0	12%
RANKIN	1000	644.0	5984	3853.9	20%
LEE	807	944.6	5302	6205.8	18%
HARRISON	757	363.8	7370	3541.9	11%
JACKSON	656	456.8	6599	4594.9	11%
MADISON	640	602.2	5065	4766.1	14%
LAUDERDALE	449	605.7	3623	4887.7	14%
LAFAYETTE	410	759.0	3373	6244.1	14%
FORREST	398	531.4	3927	5243.2	11%
JONES	395	580.0	3723	5467.1	12%
LAMAR	343	541.5	2997	4731.4	13%

\*based on available data as of 6pm CT  
 Cases based on test date. Cases without test date excluded due to ongoing investigations.  
 Table will be updated weekly. A one week lag is used for reporting.

## Syndromic Surveillance

Emergency department visits by those with symptoms characteristic of COVID-19, influenza and pneumonia, updated weekly.

### Percentage of Emergency Department and Clinic visits for CLI, ILI, and Pneumonia Cases Weekly Statewide Summary, January 4, 2020 - December 5, 2020



\*The graph represents syndromic surveillance data from emergency department visits, reported electronically by hospitals throughout the state, that are consistent with COVID-19-Like Illness (CLI), Influenza-Like Illness (ILI), and Pneumonia. Based on available data as of 6pm CT. Graph will be updated weekly.

## Estimated Recoveries

Presumed COVID-19 cases recovered, estimated weekly (does not include cases still under investigation).

## COVID-19 Presumed Recovered Cases through December 6, 2020, Mississippi

# 136,627

## Presumed Recovered\*

\*Reflects Provisional Estimates. Presumed Recovered if:

- 1) It has been 14 days or more since the case tested positive, if they were not hospitalized
- 2) It has been 21 days or more since the case tested positive, if they were hospitalized or hospitalization was unknown.

All deaths excluded. Presumed recovered counts will be updated weekly.

## U.S. and World Cases

- ▶ [COVID-19 cases in the United States \(CDC\)](#)
- ▶ [U.S. COVID-19 Tracker \(CDC\)](#)
- ▶ [COVID-19 Global Case Map \(Johns Hopkins University\)](#)

## COVID-19 Testing

### Statewide Combined Testing as of December 5

COVID-19 testing providers around the state include commercial laboratories as well as hospital labs. Combined with testing done by the MSDH Public Health Laboratory, the figures provide a complete picture of all Mississippi testing. (Updated weekly)

**PCR** testing detects current, active COVID-19 infection in an individual.

**Antibody** (serology) testing identifies individuals with past COVID-19 infection based on antibodies they develop one to three weeks after infection.

**Antigen** testing is another way to identify current COVID-19 infection.

	Total tests	PCR	Antibody	Antigen
MSDH Public Health Laboratory	134,092	132,849	1,243	0
Other testing providers	1,356,725	1,021,367	52,948	282,410

Total tests for COVID-19 statewide	<b>1,490,817</b>	<b>1,154,216</b>	<b>54,191</b>	<b>282,410</b>
------------------------------------	------------------	------------------	---------------	----------------

## MSDH Individuals Tested as of December 8

MSDH Public Health Laboratory (MPHL) testing totals as of 3 p.m. These totals are for tests performed at the MPHL only.

- Total individuals tested by the MPHL: **91,694**
- Total positive individuals from MPHL tests: **10,577**

## Getting Tested for COVID-19

The MSDH Public Health Laboratory, its partners, and private providers are testing statewide for COVID-19.

Anyone with symptoms of fever, severe cough or severe chest pains – especially those who are older or in poor health – should make arrangements for testing with their doctor or one of the many healthcare providers now performing testing. Always call ahead to the testing provider for instructions on safely being examined before you visit for your test.

**Free testing:** Free drive-through testing sites are offered at county health departments on a weekly schedule by appointment.

- ▶ [Find a COVID-19 testing provider near you](#)
- ▶ [Free COVID-19 rapid testing schedule](#)

## Prevention and Guidance for Individuals and the Community

- ▶ [Preventive steps to take, recommendations, guidance and general information on COVID-19](#)

Get COVID-19 e-mail updates daily with our free newsletter:

Last reviewed on Mar 5,

2020

[error on this](#)

[email page](#)


[print](#)

### *Related resources*

- ▶ [IT IS REAL: COVID-19 as Told by Survivors](#)
- ▶ [Free COVID-19 Testing and Local Testing Providers](#)
- ▶ [COVID-19 Guidance and Prevention for Individuals and the Community](#)  
Updated December 2, 2020

### *More topics*

- ▶ [\[ Espanol, Tieng Viet, ASL \]](#)
- ▶ [County Data](#)
- ▶ [Diagnostic Testing EUA](#)
- ▶ [Handouts and Posters](#)
- ▶ [Healthcare Professionals](#)
- ▶ [Interactive Map and Charts](#)
- ▶ [Long-Term Care Outbreaks](#)
- ▶ [Prevention and Safety Guidance](#)
- ▶ [School Cases and Outbreaks](#)
- ▶ [Testing for COVID-19](#)



**AGENCY**

- About Us
- Administration
- Board of Health
- County Offices
- Institutional Review
- Jobs
- Locations
- Public Health Laboratory
- RFPs/Grants
- More »*

- Intranet
- OHIT+ER Service Center
- Webmail

**INFORMATION**

- Apps
- Calendar of Events
- Contact Us
- Meetings
- Health Resources
- Hotlines
- Locations
- News
- Newsletter
- Phone Numbers
- Español

**I NEED A ...**

- Birth Certificate
- Certificate of Need
- Children's Health Insurance
- Complaint Form

Criminal History Check  
Death Certificate  
Divorce Record  
Food Permit  
Immunization Record  
J-1 Visa  
License Verification  
Marriage Record  
Professional License  
Public Records Request  
Wastewater Application

#### **PUBLICATIONS**

Annual Report  
CON Weekly Reports  
Health Facilities Directory  
Mississippi Morbidity Reports  
Public Health Report  
State Health Plan  
Strategic Plan  
*More »*

Mississippi State Department of Health • 570 East Woodrow Wilson Dr • Jackson, MS 39216 • 866-HLTHY4U • [Contact and information](#)

